PHOENIX



FLAT BED CNC LATHE







The Most Economical, User Friendly,

Yet Highly Capable CNC Lathe Available!

CE

Safe, Easy Operation And High Performance Are The Result Of Ingenuity And Quality Workmanship





- The extended movement of the ruggedly constructed right hand side and left hand side sliding doors facility for easy loading & unloading of long, heavy workpiece.
- Fluorescent tube provides superior lighting.
- Removable and large rear inspection panel for easy maintenance and cleaning.

- 2-range / 3-range / 4-range auto gear shifting headstock ensures exceptional cutting capability.
- Big horse power spindle motor delivers maximum torque at all speeds, smoothly transmitted via V belts.
- Auto detection ensures the correct speed range is selected.



- The extremely wide X, Z axes slide ways, full length supported carriage construction and the wide, strong & rigid bed ways assure the excellent cutting capability and accuracy.



- The swivelable operation panel cabinet at the right hand side door is not only handy, user friendly operation but also wide field of vision.



- The arrangement of clear and wide cutting chip drain space enables cutting chips easily dropping down and handy clearance.

CNC MACHINE SERIES



▲
FL-6615CNC



▲
FL-7610CNC
■ w / Optional C axis and "Duplomatic" driven tools servo turret w / hydraulic unit, steel belt chip conveyer.

CNC MACHINE SERIES



▲
FL-8040CNC
■ w / Optional full enclosure guard



▲
FL-12010CNC

OPTIONAL ACCESSORIES / EQUIPMENTS



- 'Independent and movable' 2-handwheel operation panel cabinet (opt.)



- Hydraulic self-centering steady rest (opt.)



- Hydraulic tailstock(opt.)



- Double-chuck equipment (opt.)



- 2-way quick change tool post w/4 tool holders (opt.)



- Electrodynamic fourway tool turret (opt.)



- Hydraulic tool turret (opt.)



- Hydraulic tool turret w / VDI disc (opt.)



- "Duplomatic" driven tools servo turret (opt.)



- Hydraulic hollow power chuck (opt.)



- Steel belt chip conveyer (opt.)

SPECIFICATIONS

Model			unit	FL-5110CNC FL-5610CNC	FL-5115CNC FL-5615CNC	FL-5120CNC FL-5620CNC	FL-5130CNC FL-5630CNC
Capacity	Center height		mm (inch)	FL-51 : 255(10.04") / FL-56 : 280(11.02")			
	Distance between centers		mm (inch)	1050(40")	1550(60")	2050(80")	3050(120")
	Swing over bed		mm (inch)	FL-51 : 510(20.08") / FL-56 : 560(22.05")			
	Swing over gap		mm (inch)	FL-51 : 710(27.95") / FL-56 : 760(29.92")			
	Swing over cross slide		mm (inch)	FL-51 : 290(11") / FL-56 : 340(13.39")			
	Width of bed		mm (inch)	350 (14")			
	Bed way			3V way - 1Flat way			
	Cross slide width		mm (inch)	220 (8.66")			
	Gap width		mm (inch)	*305 (12")			
Headstock & main spindle	Spindle bore / nose		mm (inch)	85 (3.4") D1-8 or A2-8 / *105 (4") A2 -11			
	Spindle taper			MT#7			
	Spindle speed		rpm	3.4"bore (30-2000) / *4"bore (20-1500) (auto 3 steps)			
Cross slide (X-axis) & carriage (Z-axis)	Cross slide travel (X-axis)		mm (inch)	380 (15")			
	Longitudinal travel (Z-axis)		mm (inch)	1000 (39")	1500 (59")	2000 (79")	3000 (118")
	AC servo motor (X-axis)		kw	1			
	AC servo motor (Z-axis)		kw	1			
	Dia of ball screw (X-axis)		mm	ø 25 x P5 x C3			
	Dia of ball screw (Z-axis)		mm	ø 40 x P10 x C5 / *ø 50 x P10 x C5			
	Rapid traverse speed (X-axis)		mm / min	6000			
	Rapid traverse speed (Z-axis)		mm / min	8000			
Tailstock	Quill taper			MT #5			
	Quill diameter		mm (inch)	ø 75 (3")			
	Quill travel		mm (inch)	160 (6")			
Turret / toolpost	TOOL station			*Quick change toolpost (manual) / *Horizontal turret 4T / *Hydraulic vertical turret 8T / 10T			
	Tool shank		mm	20 / *25			
Motor	Main spindle		kw	11 / *15 [*15hp (15hp inverter)]			
	Headstock speed auto change x 1		w	25			
	Lube system pump		w	22			
	Hydraulic oil pump		hp	2			
	Coolant pump		hp	1/6			
Accuracy	Positioning		mm	+0.01 / 300			
	Repeatability		mm	+0.005			
	Spindle run-out		mm	+0.01			
Tank Capacity	Hydraulic tank		l	60			
	Coolant tank		l	66			
Controller	Controller		Brand	Fanuc / Simens / Fagor / Mitsubishi			
	Controllable		axis	2			
Weight	Net / Gross		kg (lb)	3100 (6820)	3400 (7480)	3800 (8360)	4500 (9900)
				3350 (7370)	3700 (8140)	4200 (9240)	5200 (11440)
Dimensions	Floor space (full guad) L x W x H	L	mm (inch)	2850 (112")	3350 (132")	3850 (152")	4850 (191")
		W		1650 (65")			
		H		1950 (77")			
	Packing size (full guard) L x W x H	L	mm (inch)	3100 (122")	3600 (142")	4100 (161")	5100 (200")
		W		2200 (87")			
		H		2200 (87")			

Design and specs are subject to change without prior notice.
The asterisk (*) sign in the spec list indicates that the item is an optional choice

SPECIFICATIONS

Model			unit	FL-6610CNC FL-7610CNC	FL-6615CNC FL-7615CNC	FL-6620CNC FL-7620CNC	FL-6630CNC FL-7630CNC	FL-6640CNC FL-7640CNC	FL-6650CNC FL-7650CNC
Capacity	Center height		mm (inch)	FL-66 : 330(12.99") / FL-76 : 380(14.96")					
	Distance between centers		mm (inch)	1080(42.52")	1580(62.20")	2080(81.89")	3080(121.26")	4080(160.63)	5080(200")
	Swing over bed		mm (inch)	FL-66 : 660(25.98") / FL-76 : 760(29.92")					
	Swing over gap		mm (inch)	FL-66 : 940(37.01") / FL-76 : 1040(40.94")					
	Swing over cross slide		mm (inch)	FL-66 : 440(17.32") / FL-76 : 540(21.26")					
	Width of bed		mm (inch)	450 (17.72")					
	Bed way			3V way - 1Flat way					
	Cross slide width		mm (inch)	250 (9.84")					
	Gap width		mm (inch)	*405 (15.94")					
Headstock & main spindle	Spindle bore / nose		mm (inch)	105 (4") A2-11 / *155 (6") A2 -11 / *180 (7")A2-15 / *230 (9")A2-15					
	Spindle taper			MT#7					
	Spindle speed		rpm	4"bore (20-1500) / *6"bore (20-1000) /*7"bore / *9"bore (20-800) (auto 3 steps)					
Cross slide (X-axis) & carriage (Z-axis)	Cross slide travel (X-axis)		mm (inch)	480 (18.90")					
	Longitudinal travel (Z-axis)		mm (inch)	1100 (43.31")	1600 (62.99")	2100 (82.68")	3100 (122.05")	4100 (161.42")	5100 (200.79")
	AC servo motor (X-axis)		kw	1					
	AC servo motor (Z-axis)		kw	2					
	Dia of ball screw (X-axis)		mm	ø 32 x P5 x C3					
	Dia of ball screw (Z-axis)		mm	ø 50 x P10 x C5				ø 63 x P10 x C5	
	Rapid traverse speed (X-axis)		mm / min	6000					
	Rapid traverse speed (Z-axis)		mm / min	8000					
Tailstock	Quill taper			MT #5 / (*125mm, 165mm MT #6)					
	Quill diameter		mm (inch)	ø 105 (4.13") / *ø 125 (4.92") / *rotation ø 165 (6.5")					
	Quill travel		mm (inch)	250 (9.84")					
Turret / toolpost	TOOL station			*Quick change toolpost (manual) / *Horizontal turret 4T / *Hydraulic vertical turret 8T / 10T /12T					
	Tool shank		mm	25					
Motor	Main spindle		kw	15 / *18					
	Headstock speed auto change x 1		w	25					
	Lube system pump		w	22					
	Hydraulic oil pump		hp	2					
	Coolant pump		hp	1/2					
Accuracy	Positioning		mm	+0.01 / 300					
	Repeatability		mm	+0.005					
	Spindle run-out		mm	+0.01					
Tank Capacity	Hydraulic tank		l	60					
	Coolant tank		l	119	149	179	238	297	356
Controller	Controller		Brand	Fanuc / Simens / Fagor / Mitsubishi					
	Controllable		axis	2					
Weight	Net / Gross		kg (lb)	4200 (9240)	4500 (9900)	4900 (10780)	5550 (12210)	6400 (14080)	7000 (15400)
				4500 (9900)	4850 (9350)	5300 (10670)	6150 (13530)	7150 (15730)	7900 (17380)
Dimensions	Floor space (full guad) L x W x H	L	mm (inch)	3200 (114")	3700 (134")	4200 (154")	5200 (193")	6200 (232")	7200 (272")
		W		2050 (81")					
		H		2000 (79")					
	Packing size (full guard) L x W x H	L	mm (inch)	3500 (138")	4000 (158")	4500 (177")	5500 (217")	6500 (265")	7500 (296")
		W		2200 (87")					
		H		2200 (87")					

Design and specs are subject to change without prior notice.
The asterisk (*) sign in the spec list indicates that the item is an optional choice

SPECIFICATIONS

Model			unit	FL-8020CNC FL-10020CNC FL-12020CNC	FL-8030CNC FL-10030CNC FL-12030CNC	FL-8040CNC FL-10040CNC FL-12040CNC	FL-8050CNC FL-10050CNC FL-12050CNC	FL-8060CNC FL-10060CNC FL-12060CNC	FL-8070CNC FL-10070CNC FL-12070CNC	FL-8080CNC FL-10080CNC FL-12080CNC
Capacity	Center height		mm (inch)	FL-80 : 400(15.75") / FL-100: 500(19.68") / FL-120: 600(23.32")						
	Distance between centers		mm (inch)	2100 (82.68")	3100 (122")	4100 (161.40")	5100 (200.80")	6100 (240.15")	7100 (279.52")	8100 (318.90")
	Swing over bed		mm (inch)	FL-80 : 800(31.5") / FL-100 : 1000(39") / FL-120 : 1200(47")						
	Swing over gap		mm (inch)	FL-80 : 1080(42.52") / FL-100 : 1280(50.4") / FL-120 :1480(58.3")						
	Swing over cross slide		mm (inch)	FL-80 : 510(20") / FL-100 : 710(28") / FL-120 : 910(36")						
	Width of bed		mm (inch)	560 (22")						
	Bed way			3V way - 1Flat way						
	Cross slide width		mm (inch)	300 (12")						
	Gap width		mm (inch)	*600 (24")						
Headstock & main spindle	Spindle bore / nose		mm (inch)	155 (6") A2-11 / *250 (10") A2 -15 / *305 (12")A2-20 / *380 (15")A2-20						
	Spindle taper			155 (6")MT#7 / No taper : 250 (10"), 305 (12"), 380 (15")						
	Spindle speed		rpm	6"bore (6-800) / *10"bore (4-600) /*12"bore (4-400) / *15"bore (4-300) (auto 4 steps)						
Cross slide (X-axis) & carriage (Z-axis)	Cross slide travel (X-axis)		mm (inch)	600 (23.62")						
	Longitudinal travel (Z-axis)		mm (inch)	2050 (80.71")	3050 (120.08")	4050 (159.45")	5050 (198.82")	6050 (238.19")	7050 (277.56")	8050 (316.93")
	AC servo motor (X-axis)		kw	3						
	AC servo motor (Z-axis)		kw	4						
	Dia of ball screw (X-axis)		mm	ø 40 x P5 x C3						
	Dia of ball screw (Z-axis)		mm	ø 63 x P10 x C5				ø 80 x P16 x C5		
	Rapid traverse speed (X-axis)		mm / min	6000						
	Rapid traverse speed (Z-axis)		mm / min	8000						
Tailstock	Quill taper			MT #6						
	Quill diameter		mm (inch)	ø 125 (5") / *rotation ø 165 (6.5")						
	Quill travel		mm (inch)	275 (11")						
Turret / toolpost	TOOL station			*Quick change toolpost (manual) / *Horizontal turret 4T / 6T *Hydraulic vertical turret 8T / 10T						
	Tool shank		mm	32						
Motor	Main spindle		kw	22 / *30 [*30hp (30hp inverter) / *40hp (40hp inverter)]						
	Headstock lube pump		w	1 / 8						
	Headstock speed auto change x 2		w	60						
	Lube system pump		hp	22						
	Hydraulic oil pump		hp	2						
	Coolant pump		hp	1/2						
Accuracy	Positioning		mm	+0.01 / 300						
	Repeatability		mm	+0.005						
	Spindle run-out		mm	+0.01						
Tank Capacity	Hydraulic tank		l	80						
	Coolant tank		l	200	290	380	470	560	650	740
Controller	Controller		Brand	Fanuc / Simens / Fagor / Mitsubishi						
	Controllable		axis	2						
Weight	Net / Gross		kg (lb)	10000 (22000) 10500 (23100)	11000 (24200) 11800 (25960)	12000 (26400) 13100 (28820)	13000 (28600) 10400 (22880)	14000 (30800)	15000 (33000)	16000 (35200)
Dimensions	Floor space (full guad) L x W x H	L	mm (inch)	4400 (173")	5400 (212")	6400 (252")	7400 (291")	8400 (331")	9400 (370")	10400 (410")
		W		2350 (93")						
		H		2000 (79")						
	Packing size (full guard) L x W x H	L	mm (inch)	4600 (181")	5600 (221")	6600 (260")	7600 (300")	8600 (339")	9600 (379")	10600 (417")
		W		2200 (87")						
		H		2200 (87")						

Design and specs are subject to change without prior notice.
The asterisk (*) sign in the spec list indicates that the item is an optional choice

SPECIFICATIONS

Model			unit	FL-G10020CNC FL-12520CNC FL-15020CNC FL-17520CNC	FL-G10030CNC FL-12530CNC FL-15030CNC FL-17530CNC	FL-G10040CNC FL-12540CNC FL-15040CNC FL-17540CNC	FL-G10050CNC FL-12550CNC FL-15050CNC FL-17550CNC	FL-G10060CNC FL-12560CNC FL-15060CNC FL-17560CNC	FL-G10070CNC FL-12570CNC FL-15070CNC FL-17570CNC	FL-G10080CNC FL-12580CNC FL-15080CNC FL-17580CNC
Capacity	Center height		mm (inch)	FL-G100 : 500(19.69") / FL-125: 625(24.61") / FL-150: 750(29.53") / FL-175: 875(34.45")						
	Distance between centers		mm (inch)	2200 (86.61")	3200 (125.98")	4200 (165.35")	5200 (204.72")	6200 (244.09")	7200 (283.46")	8200 (322.83")
	Swing over bed		mm (inch)	FL-G100 : 1000(39.37") / FL-125 : 1250(49.21") / FL-150 : 1500(59.06") / FL-175 : 1750(68.90")						
	Swing over gap		mm (inch)	FL-G100 : 1500(59.06") / FL-125 : 1750(68.90") / FL-150 , FL-175 : NO GAP						
	Swing over cross slide		mm (inch)	FL-G100 : 640(25.20") / FL-125 : 890(35.04") / FL-150 : 1140(44.88") / FL-175 : 1390(54.72")						
	Width of bed		mm (inch)	820 (32.28")						
	Bed way			3V way - 1Flat way						
	Cross slide width		mm (inch)	450 (17.72")						
	Gap width		mm (inch)	*650 (25.59")						
Headstock & main spindle	Spindle bore / nose		mm (inch)	155 (6") A2-11 / *250 (10") 、*305 (12")A2-20 / *380 (15")A2-20						
	Spindle taper			155 (6")MT#7 / (Others No taper)						
	Spindle speed		rpm	6"bore (6-800) / *10"bore 、*12"bore (4-400) / *15"bore (4-300) (auto 4 steps)						
Cross slide (X-axis) & carriage (Z-axis)	Cross slide travel (X-axis)		mm (inch)	900 (35.43")						
	Longitudinal travel (Z-axis)		mm (inch)	2100 (82.68")	3100 (122.05")	4100 (161.42")	5100 (200.79")	6100 (240.16")	7100 (279.53")	8100 (318.92")
	AC servo motor (X-axis)		kw	3						
	AC servo motor (Z-axis)		kw	7						
	Dia of ball screw (X-axis)		mm	ø 40 x P5 x C3						
	Dia of ball screw (Z-axis)		mm	ø 63 x P10 x C5				ø 80 x P16 x C5		
	Rapid traverse speed (X-axis)		mm / min	6000						
	Rapid traverse speed (Z-axis)		mm / min	6000						
Tailstock	Quill taper			MT #6 / *MT #7						
	Quill diameter		mm (inch)	ø 200 (7.87") / *rotation ø 290 (11.42")						
	Quill travel		mm (inch)	300 (11.81")						
Turret / toolpost	TOOL station			*Horizontal turret 4T / 6T / * Vertical turret 8T / 10T / 12T						
	Tool shank		mm	32 / 40						
Motor	Main spindle		kw	30 / *37						
	Headstock lube pump		w	1 / 8						
	Headstock speed auto change x 2		w	60						
	Lube system pump		hp	22						
	Hydraulic oil pump		hp	2						
	Coolant pump		hp	1/2						
Accuracy	Positioning		mm	+0.01 / 300						
	Repeatability		mm	+0.005						
	Spindle run-out		mm	+0.01						
Tank Capacity	Hydraulic tank		l	80						
	Coolant tank		l	200	290	380	470	560	650	740
Controller	Controller		Brand	Fanuc / Simens / Fagor / Mitsubishi						
	Controllable		axis	2						
Weight	Net / Gross		kg (lb)	13200 (29040)	14200 (31240)	15200 (33440)	16200 (35640)	17200 (37840)	18200 (40040)	19200 (42240)
Dimensions	Floor space (full guad) L x W x H	L	mm (inch)	5000 (197")	6000 (236")	7000 (276")	8000 (315")	9000 (354")	10000 (393")	11000 (433")
		W		2500 (98")						
		H		2400 (95")						

Design and specs are subject to change without prior notice.
The asterisk (*) sign in the spec list indicates that the item is an optional choice

STANDARD ACCESSORIES

- CNC controller
- Spindle + X / Z servo motors
- Manual tailstock
- Half splash guard
- Pendant operation box
- Manual pulse generator
- RS232 interface
- Heat exchanger on electric cabinet
- Work light & alarm light
- Standard tool box & operation manual
- Leveling pads & screws
- Lubrication system
- Coolant equipment
- Dead center
- Mechanical one year warranty
- Controller two year warranty

OPTIONAL ACCESSORIES

- 3-jaw chuck in manual / hydraulic / pneumatic types
- 4-jaw chuck in manual types
- Double chuck
- V8 turret in hydraulic / electric types
- H4 turret in hydraulic / electric types
- Two-speed tailstock / manual rotating tailstock / hydraulic tailstock
- Live center
- Chip conveyor + cart
- Boring attachment
- Mist collector
- Full splash guard
- Headstock oil cooler
- Hydraulic brake for spindle
- Hydraulic steady rest
- Air conditioner on electric cabinet
- C axis
- Live tooling

PHOENIX

TOP PHOENIX INTERNATIONAL CORP.
Machinery Exporter & Importer

No. 48-3, Wayao Rd., Dali Dist.,
Taichung City 412, Taiwan
E-Mail: sales@topphoenix.com.tw; topphoenix24@gmail.com;
top.phoenix@msa.hinet.net
http: //www.topphoenix.com.tw
Tel: 886-4-2406-5028 (Rep.) Fax:886-4-2406-5019

NOV. - 2026